



Votes aux AG

INOCAPGestion

Une expertise Groupama ASSET MANAGEMENT

Nom du portefeuille

INOCAP France Smallcaps

Ex-QUADRIGE France Smallcaps

Année
2025

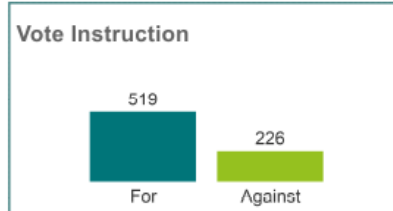
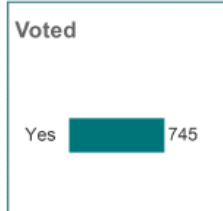
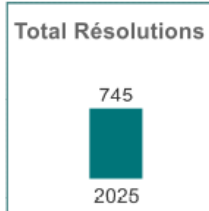
Emetteurs	Emetteurs WL	Votés	%	Non votés	%
32	32	32	100,00%	0	0,00%

Total Votable Shares	Votable Shares WL	Shares voted	%	Not voted	%
2 556 688	2 556 688	2 556 688	100,00%	0	0,00%

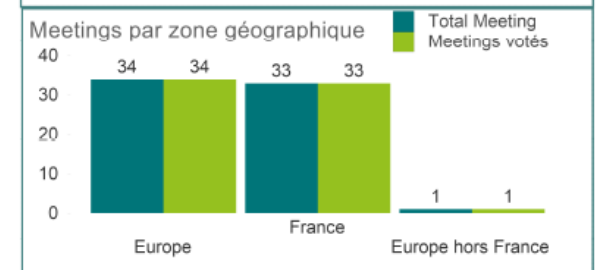
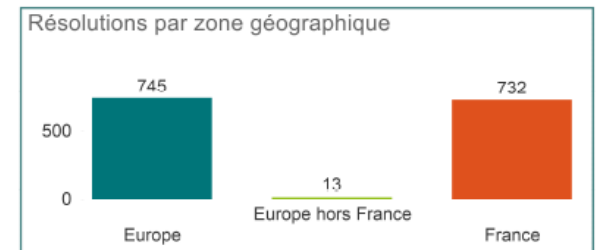
Meetings	Meetings WL	Votés	%	Non votés	%
34	34	34	100,00%	0	0,00%

Valorisation totale en €	Valorisation WL en €	Valorisation Titres votés en €	%	Non votés en €	%
28 565 761	28 565 761	28 565 761	100,00%	0	0,00%

Nom de la valeur	Meeting Date	[Type de problèmes]	Shares Voted
-	-	-	-



Vote Instruction	Nombre de votes			% de la résolution		
	For	Against	Total	For	Against	Total
Proposal Code Category	Total			Total		
Capitalization	82	74	156	11,01%	9,93%	20,94%
Routine Business	129	-	129	17,32%	-	17,32%
Non-Routine Business	21	13	34	2,82%	1,74%	4,56%
Director Election	41	48	89	5,50%	6,44%	11,95%
Compensation	160	85	245	21,48%	11,41%	32,89%
Company Articles	36	2	38	4,83%	0,27%	5,10%
Strategic Transactions	2	-	2	0,27%	-	0,27%
Miscellaneous	11	-	11	1,48%	-	1,48%
Audit Related	23	-	23	3,09%	-	3,09%
Director Related	13	3	16	1,74%	0,40%	2,15%
Takeover Related	1	1	2	0,13%	0,13%	0,27%
Total	519	226	745	69,66%	30,34%	100,00%



* Total Votable Shares : Nb de titres à la record date
* Shares Voted : Nb de titres votés à la date du vote