



Votes aux AG

INOCAP Gestion

Une expertise Groupama ASSET MANAGEMENT

Nom du portefeuille
INOCAP Europe Midcaps
 Ex-QUADRIGE Europe Midcaps

Année
 2025

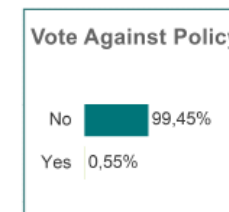
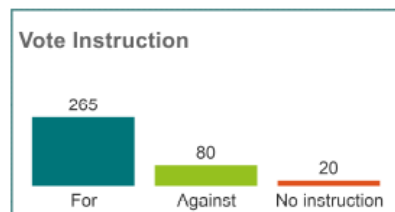
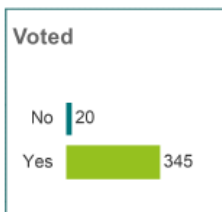
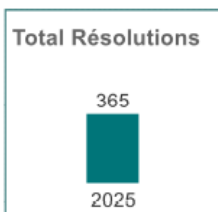
Emetteurs	Emetteurs WL	Votés	%	Non votés	%
25	24	24	96,00%	1	4,00%

Total Votable Shares	Votable Shares WL	Shares voted	%	Not voted	%
1 283 435	1 283 435	1 283 435	100,00%	0	0,00%

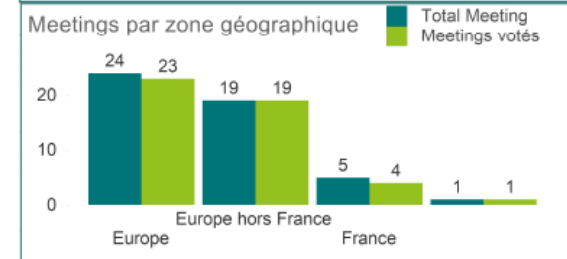
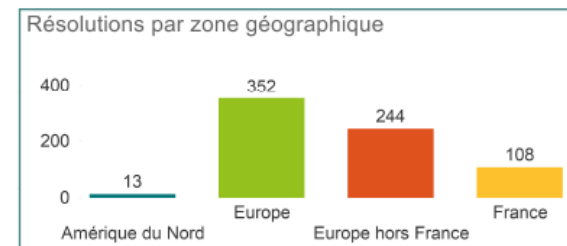
Nom de la valeur	Meeting Date	Meeting ID	Voted	ISIN	Ballot Status	[Type de problèmes]	Shares Voted
EDENRFD	07/05/2025	1946696	No	FR0010908533	Unstructured	-	0

Meetings	Meetings WL	Votés	%	Non votés	%
25	24	24	96,00%	1	4,00%

Valorisation totale en €	Valorisation WL en €	Valorisation Titres votés en €	%	Non votés en €	%
28 548 423	28 548 423	28 548 423	100,00%	0	0,00%



Vote Instruction Proposal Code Category	Nombre de votes					% de la résolution					Total
	No instruct...	Withhold	For	Against	Total	No instruct...	Withhold	For	Against	Total	
Capitalization	1	-	35	5	41	0,27%	-	9,59%	1,37%	11,23%	
Routine Business	4	-	50	5	59	1,10%	-	13,70%	1,37%	16,16%	
Non-Routine Business	1	-	1	1	3	0,27%	-	0,27%	0,27%	0,82%	
Director Election	6	4	36	25	71	1,64%	1,10%	9,86%	6,85%	19,45%	
Compensation	6	-	45	29	80	1,64%	-	12,33%	7,95%	21,92%	
Company Articles	2	-	5	-	7	0,55%	-	1,37%	-	1,92%	
Strategic Transactions	-	-	3	-	3	-	-	0,82%	-	0,82%	
Audit Related	-	-	32	3	35	-	-	8,77%	0,82%	9,59%	
Director Related	-	-	54	6	60	-	-	14,79%	1,64%	16,44%	
Takeover Related	-	-	1	2	3	-	-	0,27%	0,55%	0,82%	
Environmental	-	-	1	-	1	-	-	0,27%	-	0,27%	
E&S Blended	-	-	2	-	2	-	-	0,55%	-	0,55%	
Total	20	4	265	76	365	5,48%	1,10%	72,60%	20,82%	100,00%	



* Total Votable Shares : Nb de titres à la record date
 * Shares Voted : Nb de titres votés à la date du vote